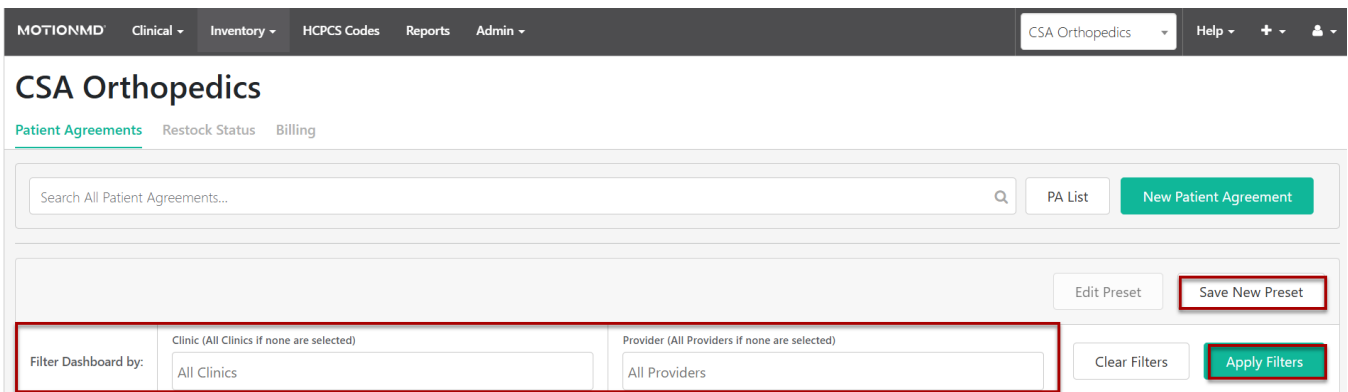


MOTIONMD MAIN DASHBOARD OVERVIEW

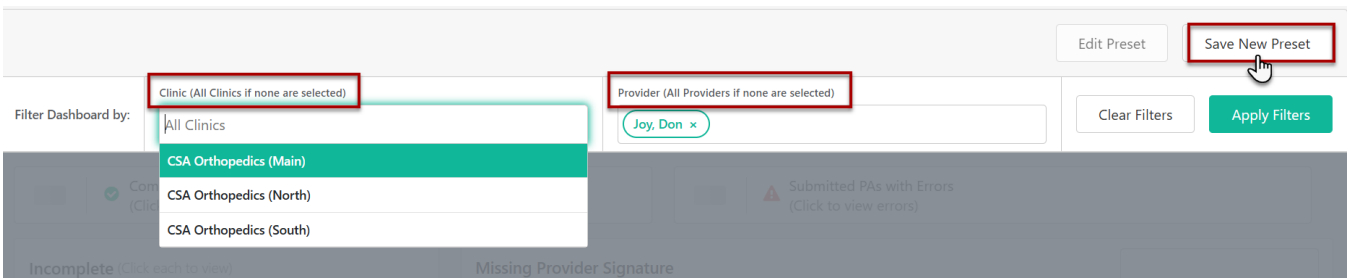
The Main Dashboard has been updated to provide a consolidated view, with customizable filters that allow users quick access to key information

Main Dashboard View:

Users are automatically routed to the Main Dashboard upon login. The filters are defaulted to **All Clinics** and **All Providers**. By selecting **Apply Filters + Load Dashboard** without choosing any filters, it will open the full dashboard and display all available account data. From this view, users can continue to refine and apply additional filters as needed.

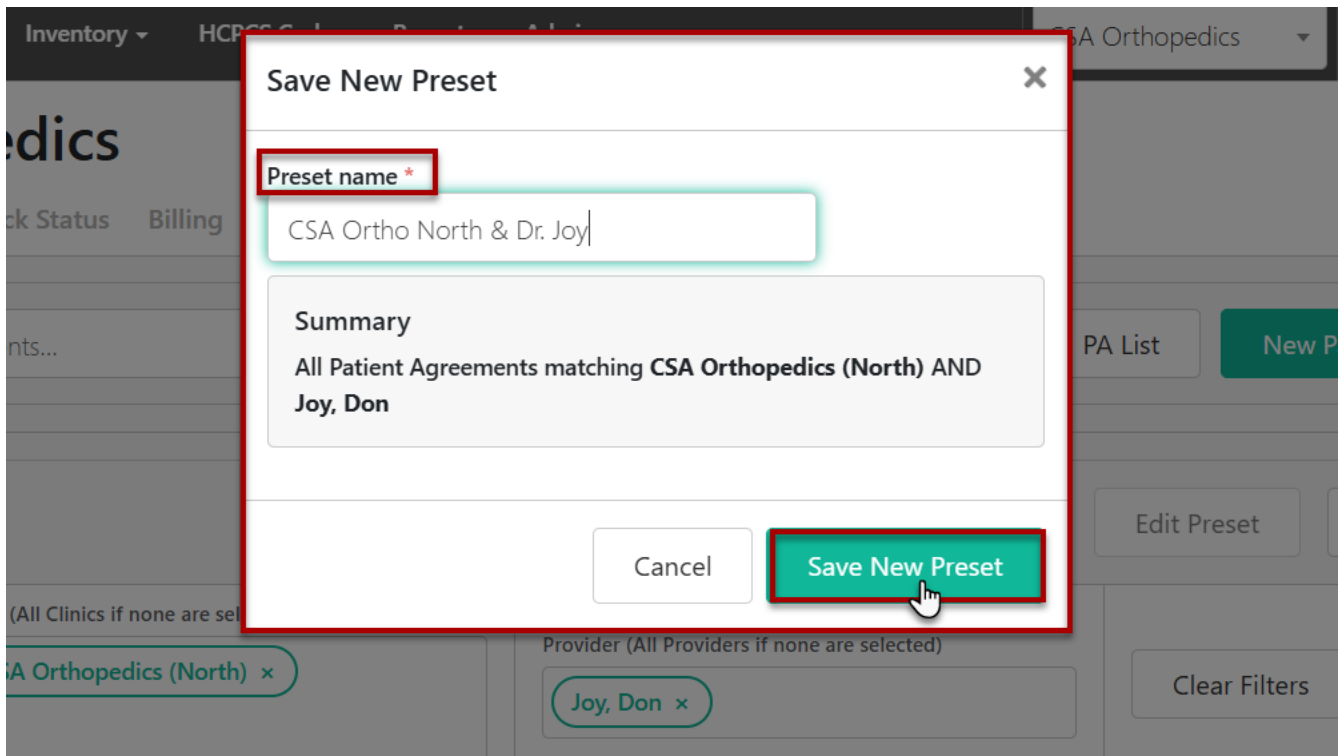


Users can further personalize their experience by customizing views and saving preset filters, ensuring their preferred layout is available every time they sign in. To set up a new preset filter, place your cursor in the Clinic and/or Provider box and select the desired dropdown option(s). Users may select more than one option, then select **Save New Preset**.



MOTIONMD MAIN DASHBOARD OVERVIEW

A pop-up box will open where users can enter a name for the new preset and **Save New Preset**.



The new preset filter will be visible on the Main Dashboard. When selected, it automatically loads the full dashboard with data aligned to the preset settings.

